

## Level 1.

### Practice initiating a drift.

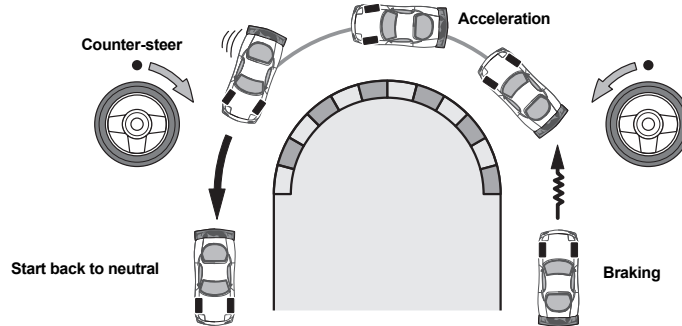
The more you accelerate, the more stable the car will be. Acceleration ⇔ tail sliding ⇔ counter steer. Start counter steering back to neutral upon acceleration. Keep practicing to perform this smoothly.

#### Differential Setting

Front: Std. Diff  
Rear: Std. Diff

#### Suspension Setting

The same setting as grip driving.



## Level 2.

### Drifting around a corner.

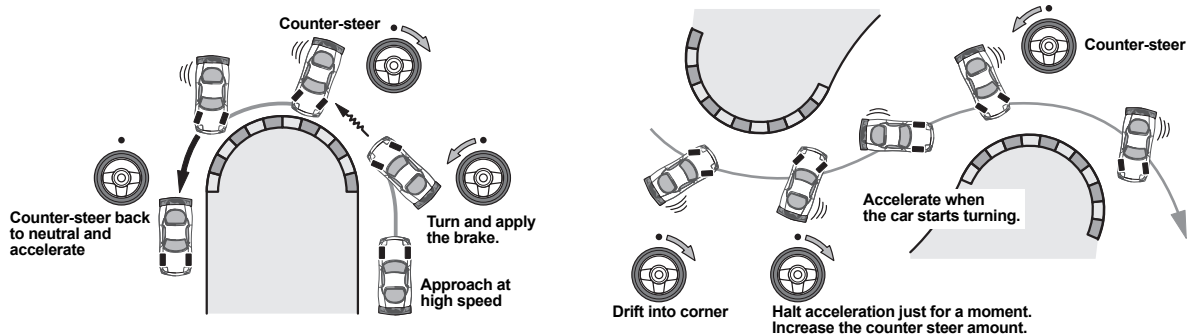
Start drifting by accelerating right after braking. Keep drifting by controlling the acceleration. Use drift swings to smoothly drive through a sequence of curves. Practice to learn smooth acceleration and steering techniques.

#### Differential Setting

Front: Std. Diff  
Rear: Std. Diff

#### Suspension Setting

The same setting as grip driving.



## Level 3.

### High performance drifting.

To create a big drift angle, brake before entering the corner and control the throttle to pass the clipping point with a big angle. For an EP car, use a front one-way for rear braking to quickly change the direction and accelerate. Try to keep the car from spinning. Be careful with the throttle when using a front differential or exiting the corner.

#### Differential Setting

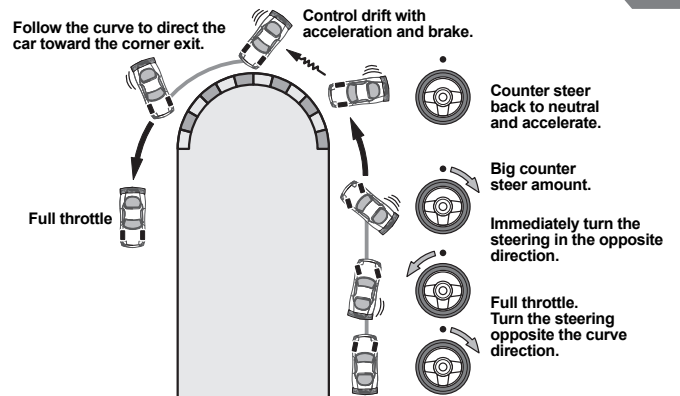
Focus on counter steer  
Front: Std. Diff  
Rear: Diff with HD Grease (Z168)

Focus on drift angle  
Front: Option One-Way (86042)  
Rear: Diff with HD Grease (Z168)

#### Suspension Setting

For smooth weight shift: 20% softer than grip driving.

| Setting Guide   |   |
|---|---|
| <b>Tire Alignment</b>   |   |
| Car spins or drift angle is unstable.                           | ➔ More Front Camber<br>Less Rear Camber |
| To much under steer at corner entry.<br>Drifting does not last. | ➔ Less Front Camber<br>More Rear Camber |
| <b>Rear Toe Angle</b>   |   |
| To increase drift angle.  | ➔ Less Rear Toe                         |
| To stabilize drift angle in acceleration.                       | ➔ More Rear Toe                         |



## Level 4.

### Driving with other cars: Twin Drift.

Try to maintain your own driving style without being affected by other cars. Use acceleration and braking to maintain the drift angle.

#### Differential Setting

Focus on counter steering  
Front: Std. Diff  
Rear: Diff with HD Grease (Z168)

Focus on drift angle  
Front: Option One-Way (86042)  
Rear: Diff with HD Grease (Z168)

#### Suspension Setting

For smooth weight shift: 20% softer than grip driving.

